



GLOBAL
TRADE
ALERT

Where's Our Food?
Supply Chains and Food Security
The International Dimension by Simon J. Evenett

Purpose of this presentation

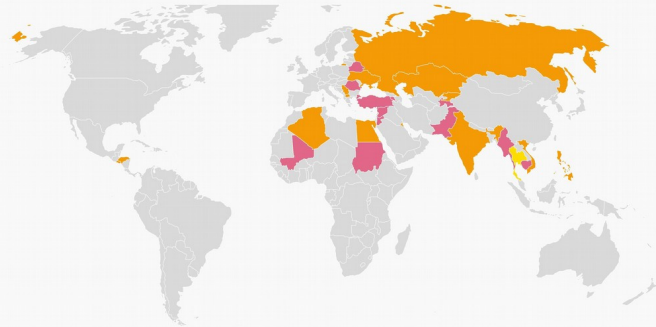


- Contemporary evidence shows:
 - The rest of the world isn't threatening U.S. food supply.
 - If U.S. domestic supply deteriorates further, sourcing abroad is viable.
- Key policy implications:
 - Globalization should be leveraged to mitigate domestic U.S. supply disruption.
 - By tapping foreign sources of food, the U.S. mitigates the risk of domestic supply chain failure.
- Bear this in mind the next time you hear someone argue that:
 - Foreign suppliers cannot be trusted.
 - Only domestic suppliers are reliable.

Limited resort to export curbs on food

Exports of agricultural & food products: 27 jurisdictions are reported executing a total of 38 export controls since the beginning of 2020

Updated on 8 May 2020

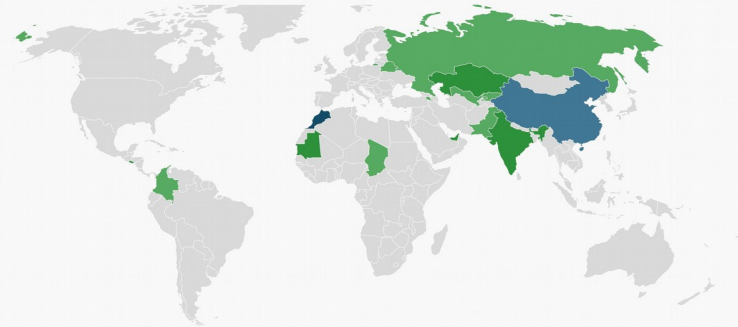


Source: Information collected by the Global Trade Alert team as part of a joint project with the European University Institute and the World Bank. Policy changes identified from official decrees, regulations, and announcements and from media reports. Some policy measures are announced to the press before implementing regulations are published. Information based on media reports is updated when an official state act is located. Date of first relevant policy information by a jurisdiction was used to prepare this map. The information collection methodology as well as the worksheet of information on policy change used to construct the latest version of this map can be downloaded from <https://www.globaltradealert.org/reports/54> (Please copy & paste this URL into your browser).



Imports of agricultural & food products: 18 jurisdictions are reported executing a total of 24 import policy reforms since the beginning of 2020

Updated on 8 May 2020



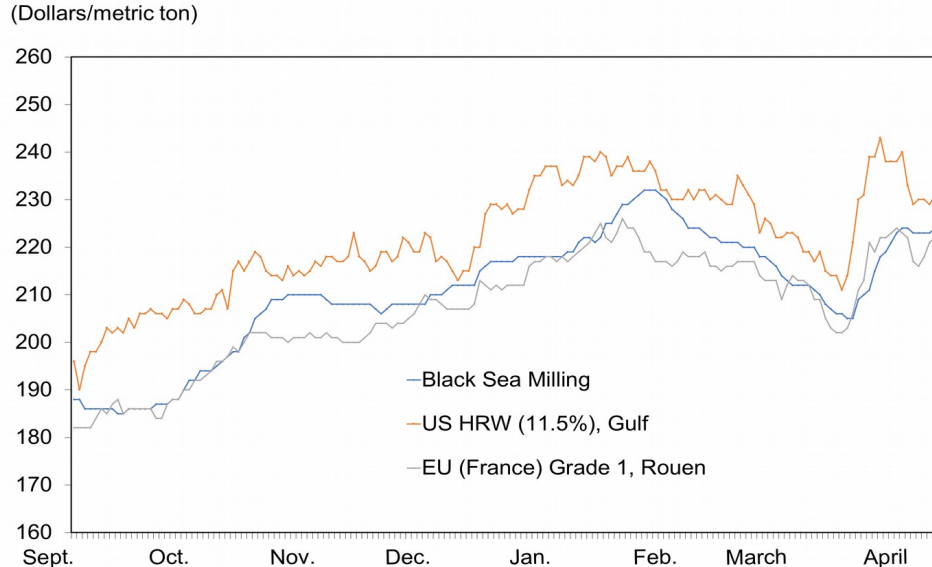
Source: Information collected by the Global Trade Alert team as part of a joint project with the European University Institute and the World Bank. Policy changes identified from official decrees, regulations, and announcements and from media reports. Some policy measures are announced to the press before implementing regulations are published. Information based on media reports is updated when an official state act is located. Date of first relevant policy information by a jurisdiction was used to prepare this map. The information collection methodology as well as the worksheet of information on policy change used to construct the latest version of this map can be downloaded from <https://www.globaltradealert.org/reports/54> (Please copy & paste this URL into your browser).



Russia's export limit on wheat—no price spike

- Russia has decided to limit exports of wheat to 7 million metric tons until 30 June 2020.
- Expected reduction in supply to world markets: 1.5 million metric tons.
- More than made up by higher exports from Australia & European Union.

U.S. wheat prices remain above most key exporters; E.U. wheat price near lowest



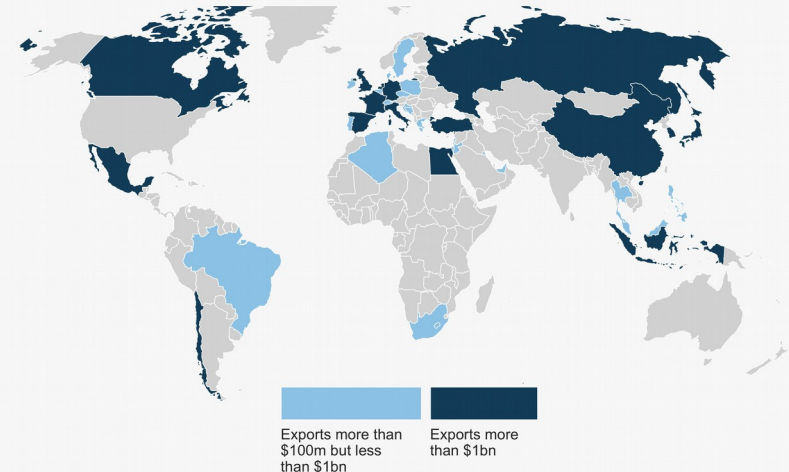
Note: E.U. wheat is Grade 1, Rouen; US HRW is Gulf hard red winter wheat (11.5% protein). Black Sea wheat is milling quality.

Source: International Grains Council.

U.S. consumers needn't suffer if the U.S. food supply chain is disrupted

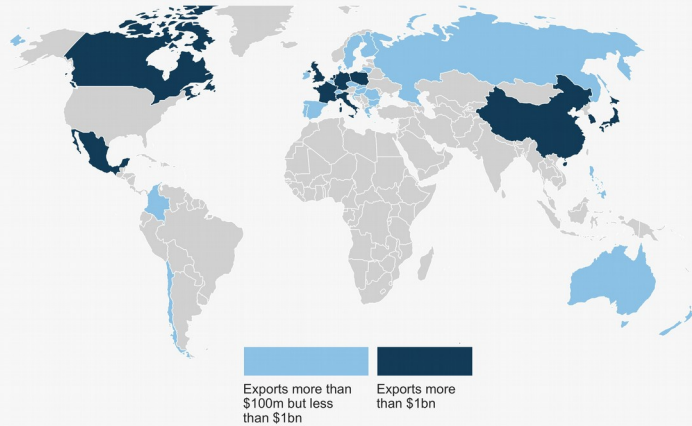
- The U.S. a massive exporter of most meat products—these exports can be diverted to domestic supply.
- In addition, the U.S. can source more meat from foreign markets.
- The maps on this slide and the next slide show which nations consistently export beef, pork, and chicken.
- Like most countries, the U.S. has standards that foreign producers must meet. Not every foreign supplier may be able to do so.

Before the pandemic 40 nations were major exporters of beef



Plus many other nations export pork and chicken as well

Before the pandemic 35 nations were major exporters of pork



Source: Map assembled from Global Trade Alert data. To qualify as a major exporter a nation must have exported more than \$100 million of the meat in question during each of the years 2016, 2017, and 2018.
Map assembled by the Global Trade Alert team, University of St. Gallen, Switzerland.

Before the pandemic 35 nations were major exporters of chicken



Source: Map assembled from Global Trade Alert data. To qualify as a major exporter a nation must have exported more than \$100 million of the meat in question during each of the years 2016, 2017, and 2018.
Map assembled by the Global Trade Alert team, University of St. Gallen, Switzerland.

Contact information



- Professor Simon J. Evenett, University of St. Gallen, Switzerland.
 - Email: simon.evenett@unisg.ch.
 - Telephone: +41 71 224 7797.
- Analyses of trade policy and the COVID-19 pandemic:
 - <https://www.globaltradealert.org/reports/54>
 - <https://www.globaltradealert.org/reports/53>
 - <https://www.globaltradealert.org/reports/52>
 - <https://www.globaltradealert.org/reports/51>
 - <https://www.globaltradealert.org/reports/50>
 - Mentioned in *Financial Times*, the *Economist*, *Bloomberg*, *Reuters*, *CNN*, *Politico*, *South China Morning Post* etc.
- Further information on the Global Trade Alert available at: <https://www.globaltradealert.org/about>